

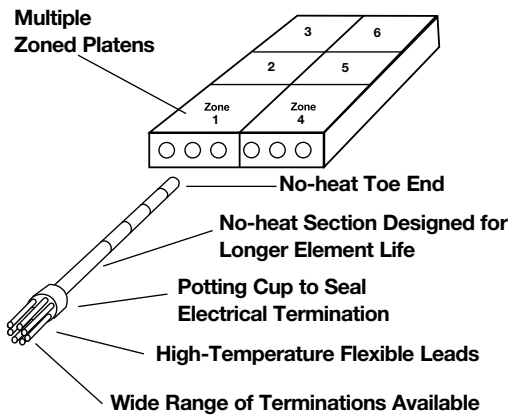
High-Temperature Heaters

MULTICELL™ Heaters

The advanced design of the MULTICELL™ insertion heater from Watlow® offers three major advantages: extreme process temperature capability, independent zone control for precise temperature uniformity and loose fit design for easy insertion and removal.

Performance Capabilities

- Engineered to achieve sheath temperatures up to 2050°F (1120°C)
- Up to six independently controllable zones



Features and Benefits

Multiple, independently controllable zones

- Allows process temperature uniformity not possible with any other single-sheathed heater

Radiant design of heater

- Allows for loose insertion in boiling holes and piping holes
- Permits easy removal and replacement with minimal down time since it will not bind or seize in the hole

Oxidized sheath

- Provides high emissivity and improves the heater's performance as oxidation increases

Individual metal-sheathed coils swaged into a larger, high-temperature alloy outer sheath

- Provides maximum protection against element burnout through the outer sheath

Quick disconnect plug and jack

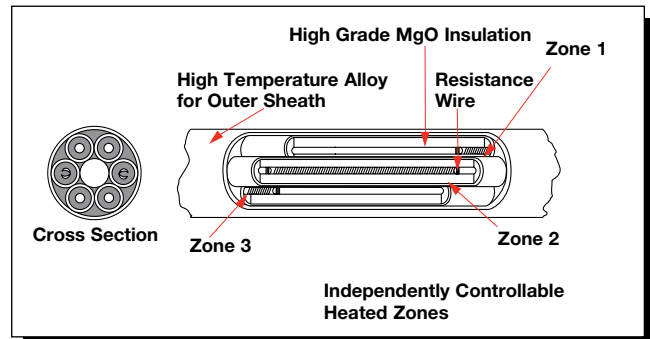

- Permits fast replacement of individual elements while the press stays at operating temperature

Special bending capabilities

- Solves unusual machinery needs and keeps leads away from heated zones

Flexible leads up to 842°F (450°C)

- Protects termination from high temperature environment



Typical Applications

- Hot isothermal forming
- Soil remediation
- Hot forging dies
- Heated platens
- Super plastic forming
- Heated platens (single and multiple zones)
- Heat treating processes
- Super plastic forming with diffusion bonding
- Polysilicon ingots
- Hot gas generation
- Hazardous waste treatment systems

High-Temperature Heaters

MULTICELL Heaters

Applications and Technical Data

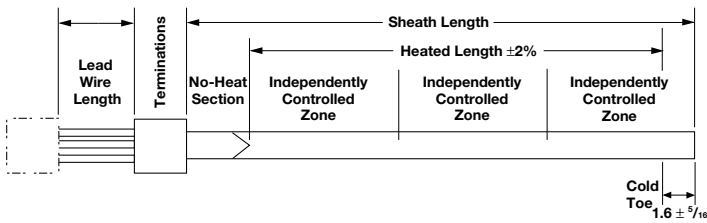
Definition of Terms

Cold Toe: A physical minimum requirement of $1\frac{5}{8} \pm \frac{5}{16}$ inch

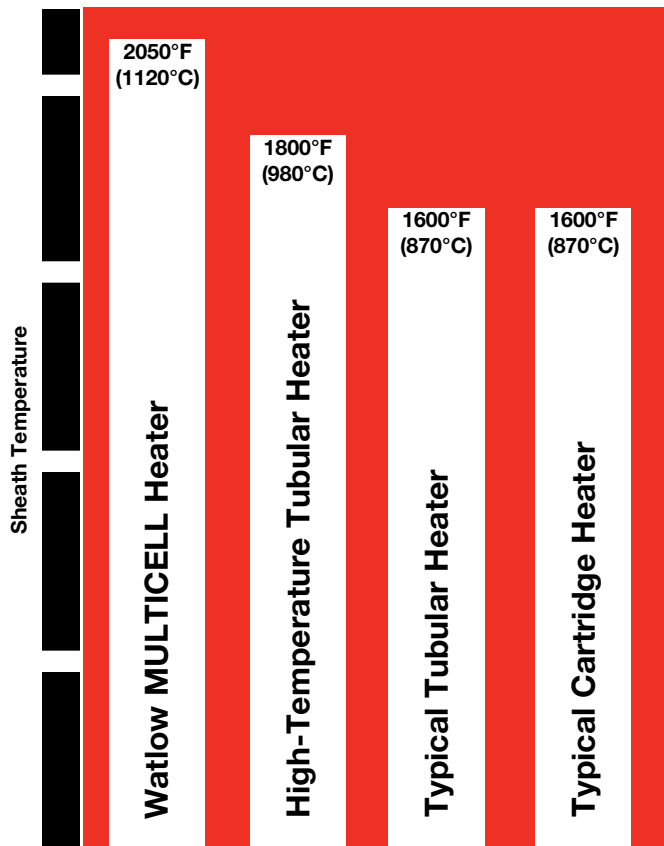
Independent Zone: Up to three, separately controlled zones, which can be of varying lengths and wattages

Heated Length: The combined sum of all independent zones

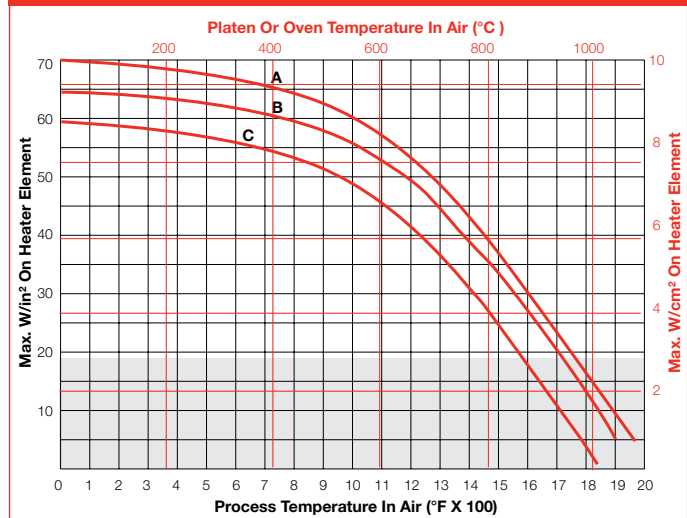
Wattage: Ratings are the combined sum of all independent zones



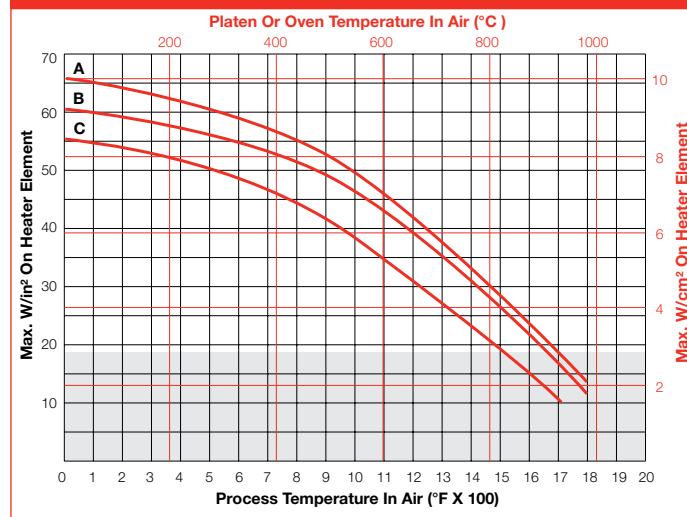
MULTICELL Heaters: The High Temperature Choice



Maximum Allowable Watt Density Single Zone ①



Maximum Allowable Watt Density Three Zone ①



A = 6 cell, 0.935 in. diameter, 240VAC, 3-phase
 B = 6 cell, 0.685 in. diameter, 240VAC, 3-phase
 C = 6 cell, 0.935 in. diameter, 480VAC, 3-phase

Note: Shaded area represents the Watlow offering, non-shaded area contact your Watlow representative.

① Other designs and voltages with higher temperature capabilities are available. Contact your Watlow representative.

High-Temperature Heaters

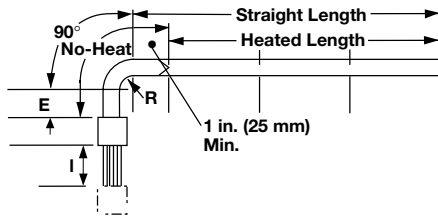
MULTICELL Heaters

Applications and Technical Data (Continued)

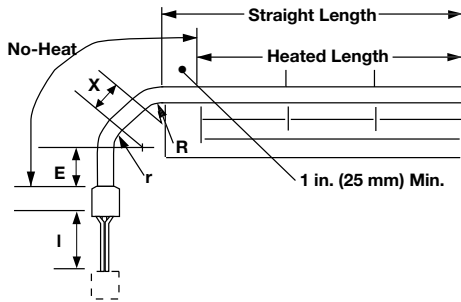
Physical Design Parameters

All bending of a MULTICELL heater is restricted to the cold area of the heater. All bend radii points must be 1 in. (25 mm) from the hot/cold junction.

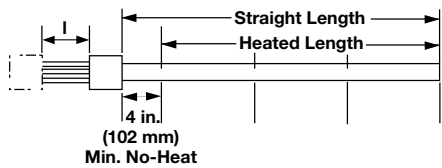
“L”



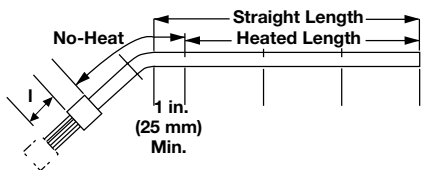
Droop



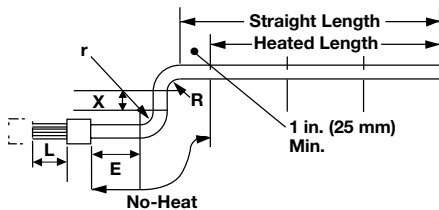
Straight



Angle



Crank



0.935 Inch Diameter MULTICELL Heater

Diameter in.	Bending Style	Sheath Length		Min. No-Heat Length		Total Heated Length	
		Min./Max. in. (mm)	in. (mm)	in. (mm)	in. (mm)	Min./Max. in. (mm)	in. (mm)
0.935	Straight	14	(356)	Contact Watlow		6	(152)
		225	(5715)	Contact Watlow		160	(4064)
0.935	Angle	17	(432)	Contact Watlow		6	(152)
		225	(5715)	Contact Watlow		172 ¹ / ₂	(4382)
0.935	L	18	(457)	Contact Watlow		6	(152)
		225	(5715)	Contact Watlow		170 ¹ / ₄	(4324)
0.935	Crank	23	(584)	Contact Watlow		6	(152)
		225	(5715)	Contact Watlow		163	(4140)
0.935	Droop	18	(457)	Contact Watlow		6	(152)
		225	(5715)	Contact Watlow		168	(4267)

Symbol	E	r	X	R	I
Min. Length in. (mm)	4 (102)	2 ¹ / ₂ (38)	1 ¹ / ₂ (38)	2 ¹ / ₂ (38)	12 (305)

Zones	1	2	3
Min. Heated in. (mm)	6 (152)	6 (152)	6 (152)

0.685 Inch Diameter MULTICELL Heater

Diameter in.	Bending Style	Sheath Length		Min. No-Heat Length		Total Heated Length	
		Min./Max. in. (mm)	in. (mm)	in. (mm)	in. (mm)	Min./Max. in. (mm)	in. (mm)
0.685	Straight	14	(356)	Contact Watlow		6	(152)
		225	(5715)	Contact Watlow		178	(4521)
0.685	Angle	17	(432)	Contact Watlow		6	(152)
		225	(5715)	Contact Watlow		173 ¹ / ₂	(4407)
0.685	L	18	(457)	Contact Watlow		6	(152)
		225	(5715)	Contact Watlow		172	(4369)
0.685	Crank	18	(457)	Contact Watlow		6	(152)
		225	(5715)	Contact Watlow		163	(4267)
0.685	Droop	15 ¹ / ₂	(394)	Contact Watlow		6	(152)
		225	(5715)	Contact Watlow		170	(4331)

Symbol	E	r	X	R	I
Min. Length in. (mm)	4 (102)	1 ¹ / ₂ (38)	1 ¹ / ₂ (38)	1 ¹ / ₂ (38)	12 (305)

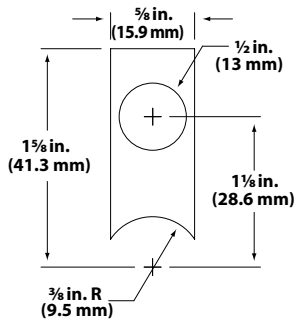
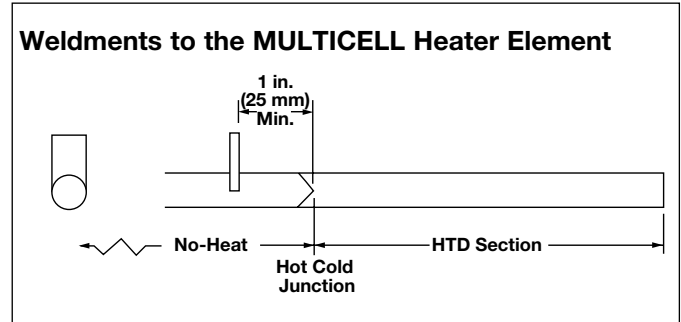
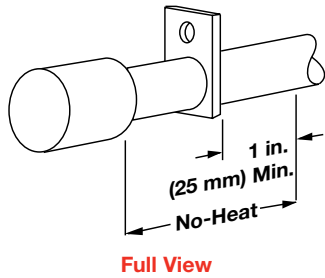
Zones	1	2	3
Min. Heated in. (mm)	6 (152)	6 (152)	6 (152)

High-Temperature Heaters

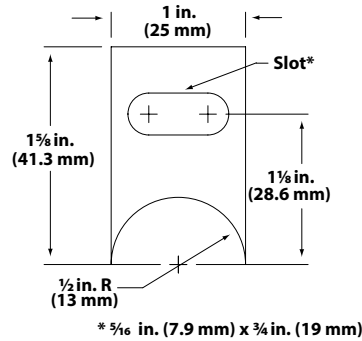
MULTICELL Heaters

Applications and Technical Data (Continued)

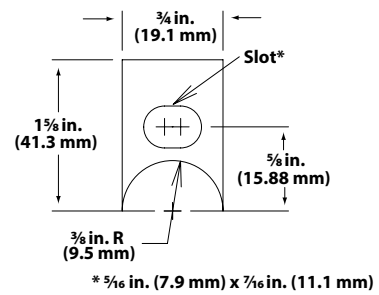
Tab Styles



Style S1



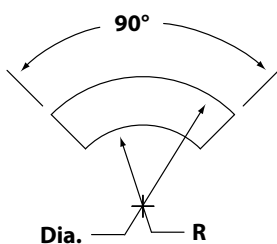
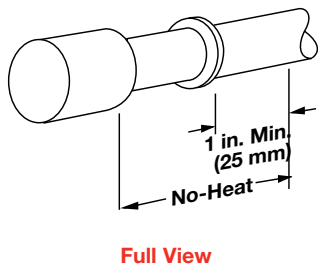
Style S2



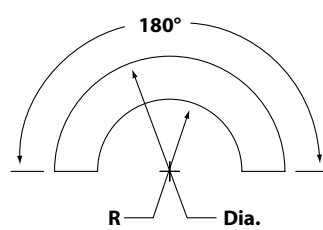
Style S3

Tabs and rings are used to hold the heater in place and keep it from creeping. Available in carbon steel, 304 and 316 SS.

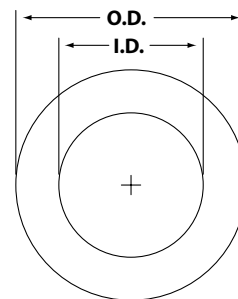
Ring Styles



Style S4



Style S5



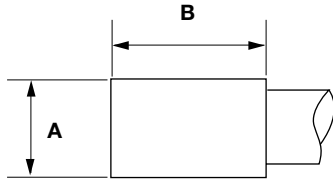
Style H1

High-Temperature Heaters

MULTICELL Heaters

Termination Standards

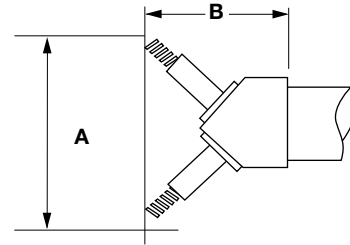
Potting Sleeves



Heater O.D. in.	Dimension A in. (mm)	Dimension B in. (mm)	Zone	Phase	Type No.
0.685	³ / ₄ (19)	1 ¹ / ₂ (38)	1	1	61L
0.935	1 ¹ / ₁₆ (27)	1 ¹ / ₂ (38)	1	1	91L
0.935	1 ¹ / ₁₆ (27)	1 ¹ / ₂ (38)	1	3 ^①	91L

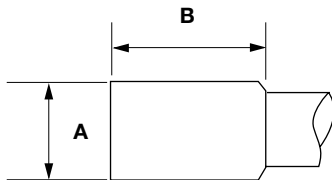
^① 3 wire only

Ceramic Wedge with 10-32 Threaded Terminals



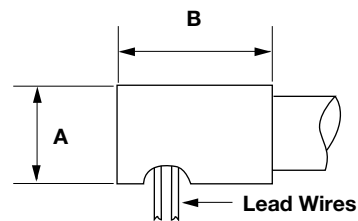
Heater O.D. in.	Dimension A in. (mm)	Dimension B in. (mm)	Zone	Phase	Type No.
0.685	1 ¹ / ₄ (32)	1 ¹ / ₄ (32)	1	1	61T
0.935	1 ⁵ / ₈ (41)	1 ⁵ / ₈ (41)	1	1	91T

Potting Cups



Heater O.D. in.	Dimension A in. (mm)	Dimension B in. (mm)	Zone	Phase	Type No.
0.685	1 ³ / ₈ (35)	1 ³ / ₈ (35)	2	1	62L
0.685	1 ³ / ₈ (35)	1 ³ / ₈ (35)	3	1	62L
0.685	1 ³ / ₈ (35)	1 ³ / ₈ (35)	1	3	62L
0.685	1 ³ / ₈ (35)	1 ³ / ₈ (35)	2	3	62L
0.935	1 ³ / ₈ (35)	1 ³ / ₈ (35)	2	1	92L
0.935	1 ³ / ₈ (35)	1 ³ / ₈ (35)	3	1	92L
0.935	1 ³ / ₈ (35)	1 ³ / ₈ (35)	1	3	92L
0.935	1 ³ / ₈ (35)	1 ³ / ₈ (35)	2	3	92L

Potting Cup for Right Angle Exit



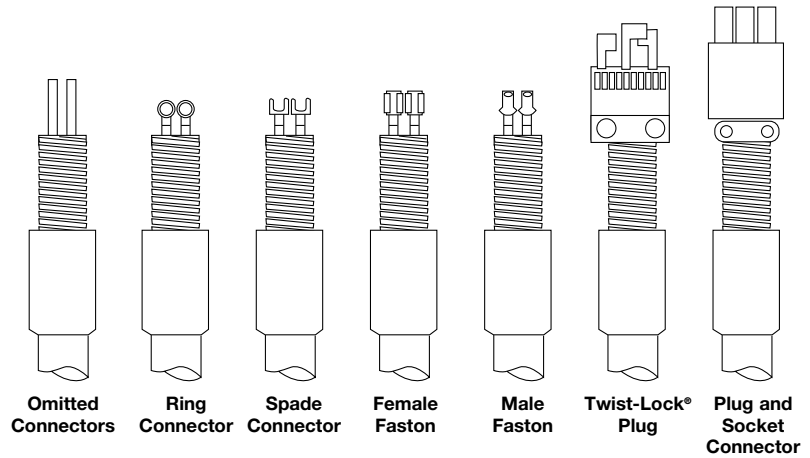
Heater O.D. in.	Dimension A in. (mm)	Dimension B in. (mm)	Zone	Phase	Type No.
0.685	³ / ₄ (19)	1 ¹ / ₂ (38)	1	1 or 3	RAE1
0.935	1 ¹ / ₁₆ (27)	1 ¹ / ₂ (38)	1	1 or 3	RAE2

High-Temperature Heaters

MULTICELL Heaters

Termination Assemblies

All termination assemblies are available with potting sleeves or cups, with or without armor flex lead wire protection. Please specify **potting vessel** and **lead cover option** when ordering.



Termination illustrations shown with armor flex covering.

Options

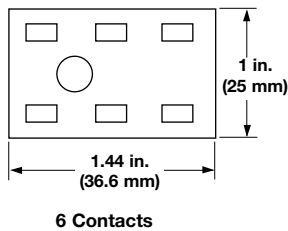
Plug and Socket and Twist-Lock® Plug Variations

Three zone heaters requiring a quick disconnect plug will typically be supplied with a six contact plug and socket. Twist-Lock® plug variations are typically supplied with single zone MULTICELL heaters. When ordering a Twist-Lock® plug, please specify the type as shown below.

For any other plug variations, please contact your Watlow representative.

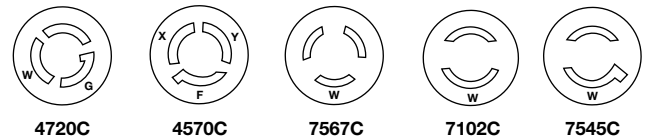
Note: Mating connectors are also available for plug terminations listed. Contact your Watlow representative.

Plug and Socket



Male Plug	Zones	Type	Voltage	Amperage	Blade Type
P406-CCT	3	6 wire	600	30	Straight
4570C	1	3 wire	250	15	Twist-Lock®
4720C	1	3 wire	125	15	Twist-Lock®
5266C	1	3 wire	125	15	Straight
5666C	1	3 wire	250	15	Straight
7102C	1	2 wire	250	20	Twist-Lock®
7545C	1	2 wire	250	15	Twist-Lock®
7567C	1	3 wire	125	10	Twist-Lock®

Twist-Lock®



Straight

