

# Thermocouples

## Base Metal

### Rapid Ship Sensors

Rapid Ship Type K calibration, standard limits, 8 AWG gauge with two-hole ceramic insulators, twisted and welded junction.

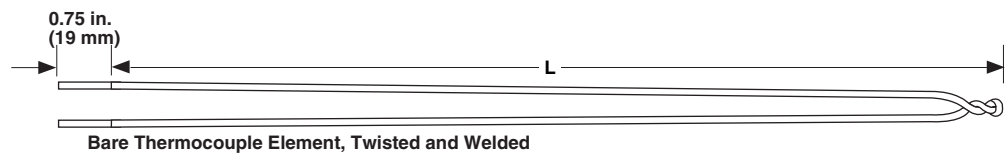
Lead Length		Part Number
in.	(mm)	
12	(305)	1409-12
18	(457)	1409-18
24	(610)	1409-24
36	(914)	1409-36
48	(1219)	1409-48

### Bare Elements

**To order, specify:**

Part number-length.

**Example:** 1402-36 or  
1432-BW-24

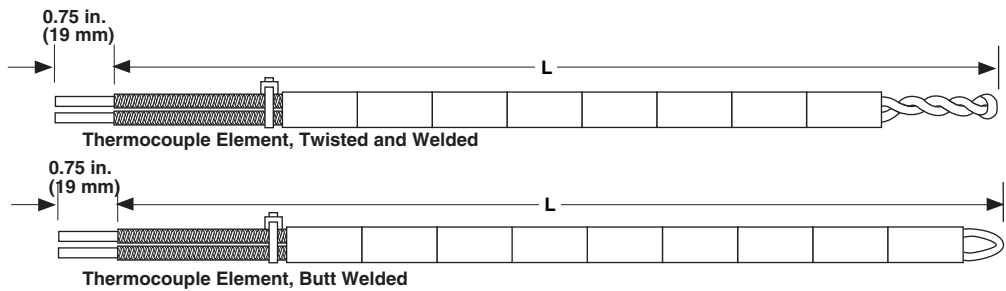


### Straight Elements with Two-Hole Insulators

**To order, specify:**

Part number-length.

**Example:** 1409-48 or  
1436-BW-18



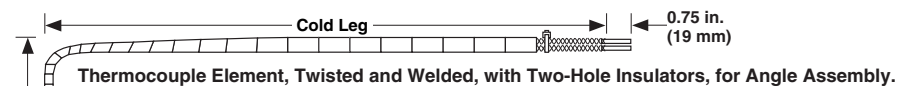
Code Number				AWG Gauge	Insulator Part No.	Length (in.)
Type K		Type J				
Twisted and Welded	Butt Welded	Twisted and Welded	Butt Welded			
<b>1402</b>	<b>1432-BW</b>	—	—	<b>8</b>	BARE	12, 18,
1403	1433-BW	—	—	11	BARE	24, 30,
1404	1434-BW	1503	1576-BW	14	BARE	36, 42,
<b>1409</b>	<b>1436-BW</b>	1507	1578-BW	<b>8</b>	301	48, 54,
1410	1437-BW	—	—	11	304	60, 66,
1411	1438-BW	1509	1579-BW	14	304	72
1412	1439-BW	1510	1580-BW	20	328	

### Angle Type with Two-Hole Insulators

**To order, specify:**

Part number-cold leg length-hot leg length.

**Example:** 1440-BW-12-24



Code Number		Insulator Part No. Hot and Cold Sections*	Hot Leg Length (in.)
Type K			
Butt Welded	AWG Gauge		
<b>1440-BW</b>	<b>8</b>	301	<b>24, 30, 36, 42</b> 48, 54, 60

\*Curved section insulators are Part No. 302 for 8 AWG gauge. Insulator dimensions on page 165.

**Note:** Cold leg minimum 6 in. (152 mm), maximum 36 in. (914 mm)

**Note:** Items in **Bolded Green Type** are preferred with shorter lead times.

# Thermocouples

## Base Metal

### Rapid Ship Sensors

Rapid Ship dual Type K calibration, standard limits, 14 AWG gauge with four-hole ceramic insulators and butt-welded junction.

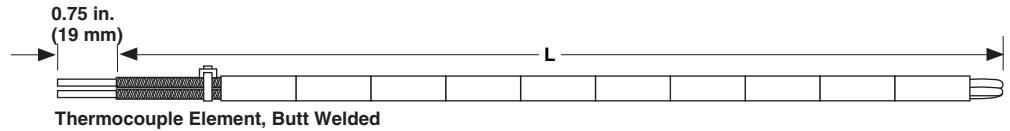
Lead Length in. (mm)	Part Number	Insulator Part No.
12 (305)	1442-BW-12	360
18 (457)	1442-BW-18	360
24 (610)	1442-BW-24	360

### Dual Element with Four-Hole Insulators

**To order, specify:**

Part number-length.

**Example:** 1442-BW-36



Code Number (Butt Welded Only)		AWG Gauge	Insulator Part No.	Length
Type K	Type J			
<b>1442-BW</b>	1584-BW	<b>14</b>	360	12, 18, 24, 30, 36, 42, 48,
1443-BW	1585-BW	20	378	54, 60, 66, 72 Inches

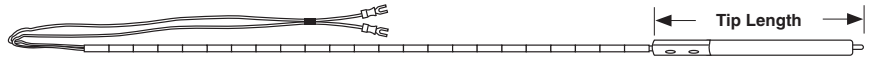
### Immersion Tips

SERV-RITE immersion tips are superior thermocouples for nonferrous molten metals. The hot junction is forged into the 446 stainless steel sheath for maximum sensitivity. Available in Type K calibration only.

**To order, specify:**

Part number-tip length-lance length.

**Example:** 1449-501-T-8-43  
1449-M-12-43



Length of Tip in. (mm)	Length of Leads in. (mm)	Part Number
8 (203)	31 (787)	<b>1449-501-T-8-31</b>
	43 (1092)	1449-501-T-8-43
	55 (1397)	1449-501-T-8-55
12 (305)	31 (787)	<b>1449-M-12-31</b>
	43 (1092)	1449-M-12-43
	55 (1397)	1449-M-12-55
15 (381)	31 (787)	<b>1449-M-15-31</b>
	43 (1092)	<b>1449-M-15-43</b>
	55 (1397)	1449-M-15-55
20 (508)	31 (787)	1449-M-20-31
	43 (1092)	1449-M-20-43
	55 (1397)	1449-M-20-55

Thermocouples

**Note:** Items in **Bolded Green Type** are preferred with shorter lead times.